babyhearing.org

What Is An Audiogram?

An audiogram is a graph that shows the softest sounds a person can hear at different pitches or frequencies. Where the patient's results fall on the audiogram indicate the different **degrees of hearing loss.**

An "O" often is used to represent responses for the right ear and an "X" is used to represent responses for the left ear. The closer the marks are to the top of the graph, the softer the sounds that can be heard.

The pitches shown on the audiogram are those most important for hearing and understanding conversation. Each sound we hear when someone speaks has a different pitch and loudness. For example, the "s" sound is high in pitch and quiet. The "o" sound is low in pitch and louder.

The audiogram shown on the bottom right has a shaded area that shows the range of pitch and loudness for most speech sounds.

A key on the audiogram, similar to one found on a map, identifies what the different symbols mean.

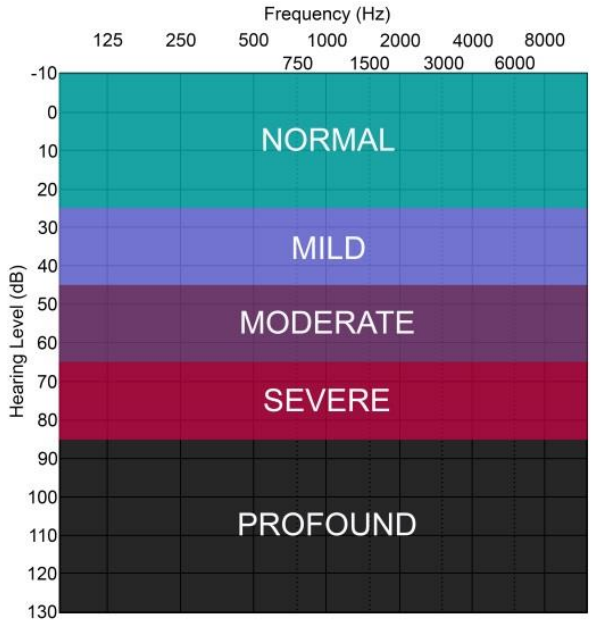

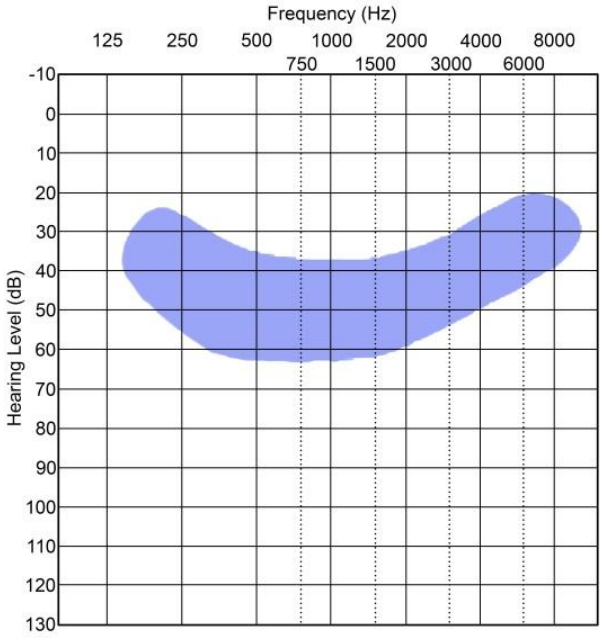

Audiogram Sample Results

Severe Hearing Loss

Children with severe hearing loss may only hear very loud speech or loud environmental sounds, such as a fire truck siren or a door slamming.

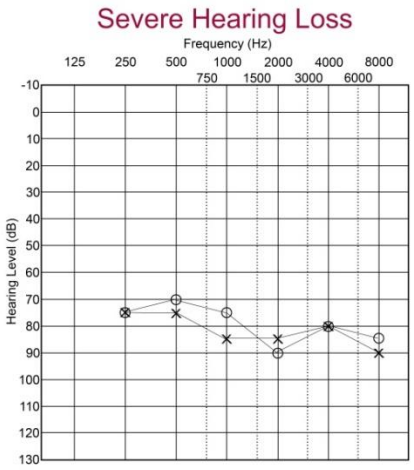

Moderate Hearing Loss

Children with moderate hearing loss will have difficulty hearing regular speech, even at close distances.

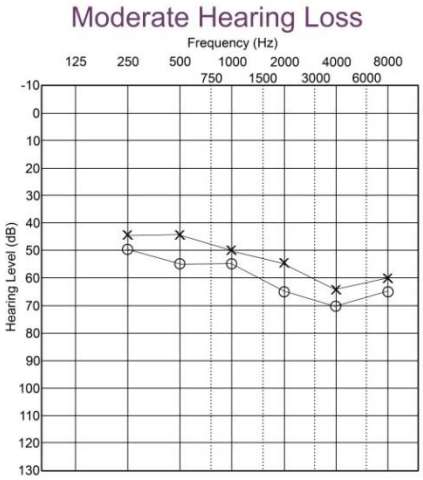

Mild Hearing Loss

Children with mild hearing loss will struggle to hear/understand soft speech, speech from a distance or speech with background noise.

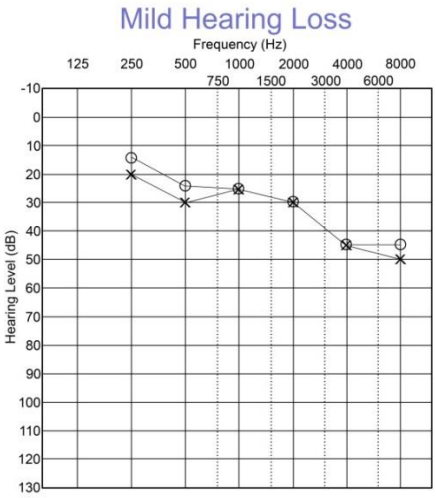

Normal Hearing

The audiogram below shows **normal hearing**.

